

**PIETRE NATIVE**

GRES FINE PORCELLANATO



**PIETRE ETRUSCHE**



**CASALGRANDE  
PADANA**  
Pave your way

# PIETRE ETRUSCHE



Ceramic Tiles of Italy

Ristampa Giugno 2008

- 10 **Colori** / Colours / Couleurs / Farben
  
- 14 **Superfici** / Surfaces / Surface / Oberflächen
  
- 16 **Formati**, spessore e modularità / Formats, thickness and modular design  
Formats, épaisseur et modularité / Formate, Stärke und Kombinierbarkeit
  
- 19 **Decori fresati** / Graved decorations / Decors rainurés / Vorgeschnittene Dekore
  
- 24 **Decori** / Decors / Décors / Dekore
  
- 26 **Pezzi speciali** / Trims / Accessoires / Formstücke
  
- 27 **Caratteristiche tecniche** / Technical features  
*Caractéristiques techniques / Technische Eigenschaften*
  
- 28 **Pesi, misure e contenuto dei colli** / Weight, size and contents of the packing  
*Poids, dimensions, contenu des colis / Verpackungsgrößen-Gewichte*

# PIETRE ETRUSCHE





**Pavimento / Floor / Sol / Boden:**  
**Pitigliano mat 45x90 cm**





**Pavimento** / Floor / Sol / Boden:

**Manciano lappato 30x60cm**

**Rivestimento** / Wall-cladding / Mur / Wand:

**Capalbio lappato 15x60 cm**

**Matita Acciaio 0,3x60 cm**



# PIETRE ETRUSCHE



# PIETRE ETRUSCHE







**Pavimento / Floor / Sol / Boden:**  
**Santafiora mat 30x60cm**

**Rivestimento / Wall-cladding / Mur / Wand:**  
**Pitigliano mat 15x60 cm**



Manciano

Vulci

Santafiora

Pitigliano

Sovana



Capalbio

Paestum

Tuscania

Saturnia

# Colori

Colours / Couleurs / Farben

PIETRE ETRUSCHE



**Pavimento & rivestimento** / Floor & Wall-cladding /  
Sol & Mur / Boden & Wand:  
**Santafiora mat 45x45 cm**



## PIETRE ETRUSCHE



# Superfici

Surfaces / Surface / Oberflächen

## Superficie Lappata

"Lappata" Surface / Surface "Lappata" / "Lappata" Oberfläche

*r e t t i f i c a t a • r e c t i f i e d*

*r e t t i f i c a t a • r e c t i f i e d*



Superficie Lappata

rectifiée • kalibriert

# Superficie Naturale

Mat Surface / Surface Naturelle / Natur Oberfläche

rectifiée • kalibriert



Superficie Naturale

# Formati, spessori e modularità


Formats, thicknesses and modular design / Formats, épaisseurs et modularité / Formate, Stärken und Kombinierbarkeit

Le piastrelle della serie Pietre Etrusche sono rettificate in un unico calibro. La speciale rettifica permette anche l'accostamento senza fuga di lastre dello stesso formato. In caso di posa di formati diversi, vedere la "Tabella Formati" e specificare espressamente nell'ordine eventuali richieste riguardanti la dimensione della fuga.

The tiles in the Pietre Etrusche series are ground to a single size. This special grinding process allows tiles of the same format to be fixed without gaps. If different formats are fixed, please consult the "Format Table" and explicitly specify any requirements concerning the size of the gap when ordering.

## FORMATI Formats / Formats / Formate

**Su richiesta possono essere forniti tutti i formati ottenuti per taglio**  
 All sizes obtained by cutting can be supplied on request  
 Sur demande peuvent être fournis tous les formats obtenus par découpe  
 Auf Anfrage können alle Formate geschnitten und geliefert werden.



### DIMENSIONE NOMINALE

Nominal dimension  
 Dimensions nominal  
 Nominal Maß

**15x15 cm**  
**6" x 6"**

**30x30 cm**  
**12" x 12"**

**45x45 cm**  
**18" x 18"**

### DIMENSIONE REALE

Real dimension  
 Dimensions réelles  
 Tatsächliches Maß

**14,70x14,70 cm**

**29,64x29,64 cm**

**44,64x44,64 cm**

### SPESSORE

Thickness  
 Epaisseur  
 Stärke

**9,5 mm**

**9,5 mm**

**9,5 mm**


**\*ATTENZIONE! Spessore 10,5 mm. In caso di combinazioni di questi due formati con altri formati più piccoli, specificarlo espressamente nell'ordine**  
**\*WARNING! Thickness 10,5 mm. Explicitly state in the order if these two formats must be used in conjunction with other, smaller formats.**

*rettificata • rectified*



Les carreaux de la série Pietre Etrusche sont rectifiés selon un calibre unique. Cette rectification spéciale permet aussi d'effectuer la pose sans joint de dalles du même format. Dans le cas de formats différents, voir le «Tableau des Formats » et spécifier dans la commande les exigences éventuelles concernant la dimension du joint.

Alle Fliesen der Serie Pietre Etrusche sind auf das gleiche Maß geschliffen. Der spezielle Schliff erlaubt es, Platten desselben Formats auch ohne Fuge nebeneinander anzubringen. Werden andere Formate verlegt, in der "Formattabelle" nachsehen und auf dem Auftrag ausdrücklich eventuelle Sonderwünsche betreffs der Fugengröße angeben.



**60x60 cm**  
**24"x24"**

**60,48x60,48 cm**


**10,5 mm**



**15x60 cm**  
**6"x24"**

**14,70x59,40 cm**


**9,5 mm**



**30x60 cm**  
**12"x24"**

**29,64x59,40 cm**

**9,5 mm**




**45x90 cm**  
**18"x36"**

**45,00x90,24 cm**

**10,5 mm**

\*ATTENTION! Epaisseur 10,5 mm. En cas de combinaisons de ces deux formats avec d'autres formats plus petits, veuillez le spécifier clairement dans la commande.  
\*ACHTUNG! Stärke 10,5 mm. Bei der Kombination dieser beiden Formate mit anderen kleineren Formaten ist das in der Bestellung ausdrücklich anzugeben.

rectifiée • kalibriert



Santafiora mat 45x45 cm

# Decori fresati



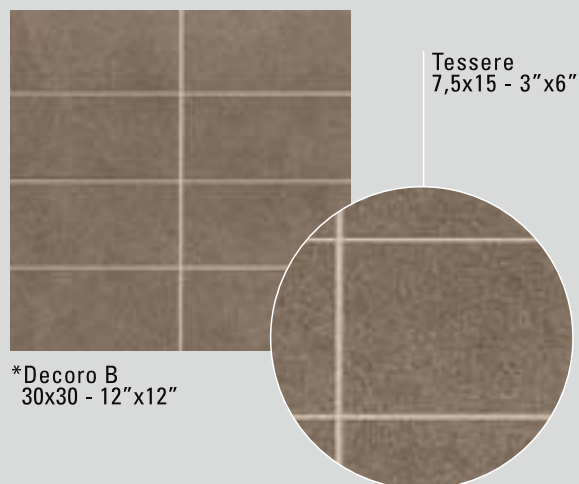
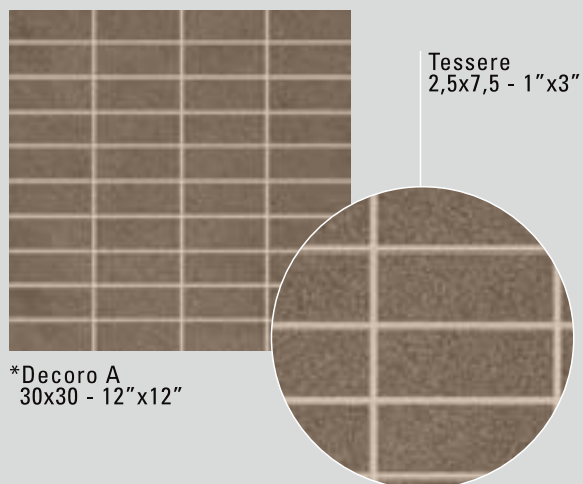
Graved decorations / Decors rainurés / Vorgeschnittene Dekore

Per mettere in risalto la trama del decoro si consiglia l'utilizzo di fughe colorate in contrasto col colore della piastrella.

We recommend use of coloured grouting that contrasts with the colour of the tiles to emphasize the patterning.

Pour mettre en valeur la trame du décor, nous conseillons d'utiliser des joints colorés en contraste avec la couleur du carreau.

Zur Hervorhebung des Verzierungsmusters empfiehlt es sich, von der Fliesenfarbe abweichende farbige Fugen zu verwenden.



\*Disponibile in tutti i colori della serie / Available in all the colours of the series / Disponible dans tous les couleurs de la série / Verfügbar in alle Farben

## DECORI FRESATI





**Pavimento / Floor / Sol / Boden:**  
**Sovana mat 30x60 cm**

**Rivestimento / Wall-cladding / Mur / Wand:**  
**Sovana mat 15x60 cm, Decoro Sovana B 30x30 cm,**  
**Decoro Sovana C 30x60 cm, Listello Decoro Sovana**  
**2,5x60 cm, Tozzetto Bronzo 2,5x2,5 cm**



## PIETRE ETRUSCHE





**Pavimento** / Floor / Sol / Boden:  
**Pitigliano mat 30x60 cm**

**Rivestimento** / Wall-cladding / Mur / Wand:  
**Decoro Saturnia C 30x60 cm,**  
**Decoro Pitigliano C 30x60 cm,**  
**Matita Acciaio 0,3x60 cm**



**DECORI FRESATI**



# Decori

Decors / Décors / Dekore

Capalbio Mat 45x45 cm, Fascia Etrusca B 5X45 cm

## Per pavimenti


For floors / Revêtement sol / Für Bodenfliesen



**762 1681**  
Fascia Etrusca A 5x45 - 2"x18"  
(Pitigliano/Saturnia)



**715 1681**  
Angolo Etrusca A 5x5 - 2"x2"  
(Pitigliano/Saturnia)



**762 1685**  
Fascia Etrusca B 5x45 - 2"x18"  
(Manciano/Capalbio)




**715 1785**  
Angolo Etrusca B 5x5 - 2"x2"  
(Manciano/Capalbio)



**762 1686**  
Fascia Etrusca C 5x45 - 2"x18"  
(Tuscania/Santafiora)



**715 1686**  
Angolo Etrusca C 5x5 - 2"x2"  
(Tuscania/Santafiora)



**762 1687**  
Fascia Etrusca D 5x45 - 2"x18"  
(Paestum/Vulci)



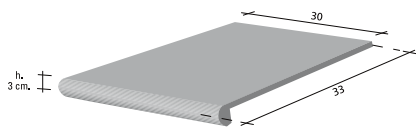
**715 1687**  
Angolo Etrusca D 5x5 - 2"x2"  
(Paestum/Vulci)

Sovana Mat 45x45 cm, Fascia Decoro Sovana 6x45 cm,  
Fascia Riposo Sovana 6x45 cm, Angolo Sovana 6x6 cm




# Pezzi Speciali


## Trims / Accessoires / Formstücke




Scalino 30x33




Scalino angolare 30x33



Gradino 30x30 - 45x45  
Step tread  
Nez de marche  
Stufenplatte



Terminale 15x30x5  
Step tread  
Rebord  
Schenkel



Battiscopa 9x30 - 9x45  
Bullnose  
Plinthes à bord arrondi  
Stehsockel




Listello 9x30 - 9x45  
Listel  
Listel  
Zeilerleiste




Tozzetto 9x9  
Insert  
Cabochon  
Einleger

# Decorì

Decors / Décors / Dekore



\*Fascia Riposo  
6x45 - 2<sup>3</sup>/<sub>8</sub>" x 18"



\*Fascia Decoro  
6x45 - 2<sup>3</sup>/<sub>8</sub>" x 18"



\*Angolo  
6x6 - 2<sup>3</sup>/<sub>8</sub>" x 2<sup>3</sup>/<sub>8</sub>"

\* Disponibile in tutti i colori della serie  
Available in all the colours of the series  
Disponibile dans tous les couleurs de la série  
Verfügbar in alle Farben



## Per rivestimenti

For wall-cladding / Revêtement mur / Für Wandfliesen



\*Listello Decoro 2,5x60 - 1" x 24"

### 783 8481

Matita Acciaio 0,3x60 - 1/4" x 24"



### 707 1681

Tozzetto Bronzo 2,5x2,5 - 1" x 1"

Abbinabile ai colori: / Can be matched with the colours: /  
Assortie aux couleurs: / Passend mit folgenden Farben:  
Sovana, Santaflora, Pitigliano



### 707 1683

Tozzetto Oro 2,5x2,5 - 1" x 1"

Abbinabile ai colori: / Can be matched with the colours: /  
Assortie aux couleurs: / Passend mit folgenden Farben:  
Saturnia, Tuscania



### 707 1682

Tozzetto Argento 2,5x2,5 - 1" x 1"













Abbinabile ai colori: / Can be matched with the colours: /  
Assortie aux couleurs: / Passend mit folgenden Farben:  
Manciano, Vulci, Paestum, Capalbio

\*Disponibile in tutti i colori della serie / Available in all the colours of the series / Disponible dans tous les couleurs de la série / Verfügbar in alle Farben

# Caratteristiche Tecniche

Technical features / Caractéristiques techniques / Technische Eigenschaften















 		<b>NORMA STANDARDS NORME NORM</b>	<b>RISULTATO PROVA* TEST RESULTS RESULTATS DES ESSAIS ERGEBNISSE</b>
	Classificazione prodotto Product classification Classement Klassifizierung	UNI EN 14411 - G  ISO 13006	Gruppo BIa completamente greificato Group BIa fully vitrified Group BIa grès cérame fin Gruppe BIa Feinsteinzeug
	Caratteristiche dimensionali e d'aspetto Dimensional and surface quality Caractéristiques de la surface Oberflächenqualität	UNI EN ISO 10545-2	Tolleranze minime nella 1ª scelta Very low tolerance Des tolérance minimales en 1er choix Entspricht Normen
	Assorbimento di acqua Water absorption Absorption d'eau Wasseraufnahme	UNI EN ISO 10545-3	$\leq 0.1\%$
	Resistenza alla flessione Flexural strength Résistance à la flexion Biegezug-Festigkeit	UNI EN ISO 10545-4	N/mm <sup>2</sup> 50-60
	Resistenza al gelo Frost resistance Résistance au gel Frostwiderstandsfähigkeit	Qualsiasi norma All standards Toute norme Alle normen	Garantita Garanteed Garantie Frostsicher
	Resistenza attacco chimico (esclusione acido fluoridrico) Resistance to acids and alkalis (with the exception of hydrofluoric acid) Résistance à l'attaque chimique (exclusion de l'acide fluorydrique) Säure und Laugen Beständigkeit (mit Ausnahme von Fluorwasserstoff)	UNI EN ISO 10545-13	Nessuna alterazione No damage Non attaquées Nicht angegriffen
	Resistenza all'usura e all'abrasione Wear and abrasion resistance Résistance à l'usure et abrasion Abriebhärte		Alta High Haute Hoch
	Dilatazione termica lineare Linear thermal expansion Coefficient linéaire de dilatation thermique Lineare Wärmeausdehnung	UNI EN ISO 10545-8	$6.6 \times 10^{-6}$
	Resistenza dei colori alla luce Light fastness Résistance de la couleur à la lumière Unveränderlichkeit der Farben wenn Strahlung zugesetzt wird	DIN 51094	Nessuna variazione No change of colours Couleurs inchangées Keinerlei Farbänderung
	Resistenza alle macchie Stain resistance Résistance aux taches Fleckenfestigkeit		Garantita Garanteed Garantie Garantiert

**Al pari delle pietre naturali, le sfumature e le venature delle piastrelle della linea Pietre Native, non sono ripetitive - As with natural stones, the shades and vein patterns of the tiles in the Pietre Native line are not repetitive - Tout comme sur les pierres naturelles, les nuances et les veines des carreaux de la ligne Pietre Native ne sont pas répétitives - Genauso wie bei Natursteinen sind die Farbabschattungen und Äderungen der Fliesen der Produktlinie Pietre Native nicht repetitiv**

\*Valore indicativo / Approx. value / Donnee approximative / Ungefähre Werte

**PESI, MISURE E CONTENUTO DEI COLLI • WEIGHT, SIZE AND CONTENTS OF THE PACKING  
POIDS DIMENSIONS, CONTENU DES COLIS • VERPACKUNGSGRÖßEN/GEWICHTE**

	SPESSORE THICKNESS	 x 	 x 	 x 	 x 	 x 	 x 
cm. 15x15 - 6"x6"	9,5	40	0,90	21	64	57,60	1210
cm. 15x60 - 6"x24"	9,5	12	1,08	21	40	47,20	907
cm. 30x30 - 12"x12"	9,5	12	1,08	21	48	51,84	1089
cm. 30x60 - 12"x24"	9,5	6	1,08	21	48	51,84	1089
cm. 45x45 - 18"x18"	9,5	5	1,012	21	34	34,41	723
cm. 45x90 - 18"x36"	10,5	3	1,215	24	30	36,45	875
cm. 60x60 - 24"x24"	10,5	4	1,44	24	30	43,20	1037
cm. 9x30 - 3 1/2"x12" BATTISCOPA Bullnose Plinthe a bordi arrondi Stehsockel		28	-	-	-	-	-
cm. 9x45 - 3 1/2"x18" BATTISCOPA Bullnose Plinthe a bordi arrondi Stehsockel		18	-	-	-	-	-
30x30 - 12"x12" GRADINO Step tread Nez de marche Stufenplatte		12	-	-	-	-	-
45x45 - 18"x18" GRADINO Step tread Nez de marche Stufenplatte		5	-	-	-	-	-
30x33 - 12"x13" SCALINO		4	-	-	-	-	-
30x33 - 16"x13" SCALINO ANGOLARE		2	-	-	-	-	-
15x30x5 - 6"x12"x2" TERMINALE Step tread Rebord Schenkel		8	-	-	-	-	-
9x9 - 3 1/2"x3 1/2" TOZZETTO Insert Cabochon Einleger		33	-	-	-	-	-
9x30 - 3 1/2"x12" LISTELLO Listel Listel Zeierleiste		28	-	-	-	-	-
9x45 - 3 1/2"x18" LISTELLO Listel Listel Zeierleiste		18	-	-	-	-	-

# Certificato di Registrazione

*Registration Certificate*



## EMAS

**CASALGRANDE PADANA S.p.A.**

*Via Strada Statale 467, n. 73  
42013 Casalgrande (RE)*

N. Registrazione: **IT - 000206**  
*Registration Number*

Data di registrazione: **12 maggio 2005**  
*Registration date*

**FABBRICAZIONE DI PIASTRELLE IN CERAMICA PER PAVIMENTI E  
RIVESTIMENTI**

*MANUFACTURE OF CERAMIC TILES AND FLGS*

NACE: 26.3

Questa Organizzazione ha adottato un sistema di gestione ambientale conforme al Regolamento EMAS allo scopo di attuare il miglioramento continuo delle proprie prestazioni ambientali e di pubblicare una dichiarazione ambientale. Il sistema di gestione ambientale è stato verificato e la dichiarazione ambientale è stata convalidata da un verificatore ambientale accreditato. L'Organizzazione è stata registrata secondo lo schema EMAS e pertanto è autorizzata a utilizzare il relativo logo. Il presente certificato ha validità soltanto se l'organizzazione risulta iscritta nell'elenco nazionale delle organizzazioni registrate EMAS.

*This Organisation has established an environmental management system according to EU-Regulation 761/2001 in order to promote the continuous improvement of its environmental performance and to publish an environmental statement. Its environmental management system has been verified and the environmental statement validated by a verifier, registered under EMAS and therefore is entitled to use the EMAS Logo. This certificate is valid only if the Organisation is listed into the national EMAS Register.*

Roma, **21 marzo 2007**  
*Rome,*

Certificato valido fino al: **30 settembre 2009**  
*Expiry date*

**Comitato Ecolabel - Ecoaudit**

*Il presidente*

Dott. Eliso Lannutti





PIETRE ETRUSCHE



CASALGRANDE  
PADANA  
Pave your way

Via Statale 467, n°73  
42013 Casalgrande (RE) Italia  
Tel. 0522 9901 (30 linee)  
Fax 0522 996121  
Fax Export 0522 841630  
[www.casalgrandepadana.com](http://www.casalgrandepadana.com)  
[info@casalgrandepadana.it](mailto:info@casalgrandepadana.it)